

PookieGirl2's Strategy for Micro Stakes

Introduction

The strategy that is set out below is a version of The Sklansky System (check out the full description in Sklansky's Tournament Poker book) that has been enhanced by Charles Mousseau a Canadian Pro. I then took his "Points System" and simplified it further into a simple set of tables.

The entire strategy is based on the premise that "when you move all-in, the point in the hand is reached where skill retires and luck takes over". This is a powerful thing when you are up against a more skilled opponent as it removes almost all of his competitive advantage in his post-flop play.

Furthermore, I believe it will also hold up well in Micro-stakes because many players at this level over-value the true strength of their hands, and you will get your money in "with the best of it" in the vast majority of cases..

Sklansky's original system was

(1) If its raised to you all-in with AA, KK, AKs. Else fold.

(2) Otherwise, go all-in with any Pocket Pair, Suited Ace, Suited Connectors (except 43s, 32s)

This works because of two important concepts in Poker. The first is the "Gap Concept" which basically states you need a better hand to call than to make the initial raise. The second is Harrington's "First In Vigourish" which is a principle that the first person to act has a small mathematical advantage as your opponent now has an option to fold.

The strategy set out below takes into consideration the basics of solid play:

- Position
- Stack Size (your M)
- Action to you

All of these factors will give you an indication of the strength of hand required to push all in.

Note: I am aware that there are a number of "Push it in" strategies currently available (Roy Rounder and the Kill Phil series for a start) but I think that this is probably the simplest but still effective strategy available.

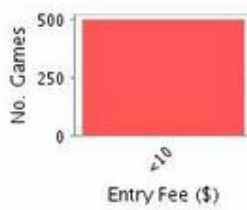
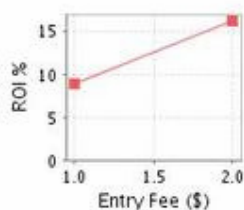
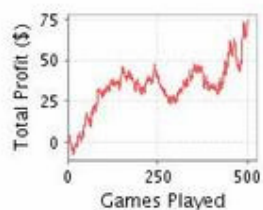
Past Results

Last year I applied the Strategy to 500 \$1+0.25 turbo Sit'n'Gos, with a reasonable degree of success. The biggest hurdle that had to be overcome was the rake. At 25% of the buy-in it was a tremendous handicap to overcome. Here are my statistics as shown at the time from SharkScope.com

PookieGirl2 (FullTilt)

More Options Remove

Filter: Last500 E9-10 S1-2 G=H NoLim Spd=T No Sat.



Overall ROI was about 12% AFTER you contribute 25% to the Rake. In other words a 37% return. Note that the higher return in the \$2 SnG was merely a function of the lower rake (12.5%)

ITM was almost 50% (245 of 500).

As you can see, you could in fact grind out a bankroll by playing just this Strategy playing multiple tables.

Be warned though, you will need to be fairly resilient to abuse, because many players will have a lot (and I mean A LOT) of negative things to say about your play. Don't mind them, just monitor your own statistics and prove to yourself that it works.

I have since developed a set of tables for play on the Bubble and once ITM based on the ICM and Block theory, that should actually improve these statistics, but I have yet to fully prove this to be the case.

How to use the Strategy

The simplicity of this Strategy is that there is no Subjective evaluation of situations and no complex mathematics involved. You will know exactly what you need to do in every possible situation.

It's a simple 3 step process:

(Step 1) Observe up how many players are to act after you Pre-Flop. This will be your starting row in the grid

(Step 2) Calculate how many Big Blinds are left in your stack. This will be your starting column in the grid

(Step 3) Monitor the action that comes before your turn to act. This will indicate how much to adjust your starting requirements. This narrows your hand range in accordance with the Gap Concept. If there are Limpers move up 1 cell, if there is a raise of 3 or more Big Blinds move up 2 cells, if anyone pushes all-in move up 3 cells. (see Purple box)

(Note: When adjusting (moving up cells in the grid) due to previous action in the hand, if you reach the "Always Push" end zone...stop ! This is the range of hands that you should always push All-in with for your stack size.)

The Notation is for Ranges of hands.

AA-66	: any pocket pair between Pocket Aces and Pocket 6s
AKs-A7s	: any suited Ace between Ace-King and Ace-Seven
AK-A5	: any hand with an Ace (suited or Unsuited) between Ace-King and Ace-Five
As	: any suited hand containing and Ace
A	: any hand containing and Ace (suited or unsuited)

PRE-FLOP PLAY

	20 + Big Blinds	10 to 20 Big Blinds	5 to 9 Big Blinds	< 5 Big Blinds
ALWAYS PUSH	AA--KK	AA--QQ AKs	AA--TT AKs--AQs AK	AA--66 AKs--ATs AK--AJ
7 or more players left to act	AA--QQ AKs	AA--TT AKs--AQs AK	AA--66 AKs--ATs AK--AJ	AA--55 AKs--A7s, KQs--K9s, QJs AK--A9, KQ--KT
4,5 or 6 players left to act	AA--TT AKs--AQs AK	AA--66 AKs--ATs AK--AJ	AA--55 AKs--A7s, KQs--K9s, QJs AK--A9, KQ--KT	AA--44 As, KQs--K6s, QJs--Q9s, JTs AK--A5, KQ--K9, QJ--QT
2 or 3 players left to act	AA--66 AKs--ATs AK--AJ	AA--55 AKs--A7s, KQs--K9s, QJs AK--A9, KQ--KT	AA--44 As, KQs--K6s, QJs--Q9s, JTs AK--A5, KQ--K9, QJ--QT	ANY PAIR As, Ks, Qs, JTs--J6, T9s--T8s, 98s A, K, QJ--Q6, JT--J8, T9
1 or 0 players left to act	AA--55 AKs--A7s, KQs--K9s, QJs AK--A9, KQ--KT	AA--44 As, KQs--K6s, QJs--Q9s, JTs AK--A5, KQ--K9, QJ--QT	ANY PAIR As, Ks, Qs, JTs--J6, T9s--T8s, 98s A, K, QJ--Q6, JT--J8, T9	ANY HAND
ACTION TO YOU Limp + 1 Raise more than 3BB + 2 ALL IN + 3				

Examples

Hand 1

Seat 1: xxxxx (15,683)
Seat 2: xxxxx (10,520)
Seat 3: xxxxx (20,074)
Seat 4: xxxxx (19,040)
Seat 5: xxxxx (17,507)
Seat 6: xxxxx (14,650)
Seat 7: PookieGirl2 (14,765)
Seat 8: xxxxx (3,694)
Seat 9: xxxxx (20,420)
All players antes 200
Seat 6 posts the small blind of 800
PookieGirl2 posts the big blind of 1,600
The button is in seat #5
*** HOLE CARDS ***
Dealt to PookieGirl2 [8d 8c]
Seat 8 folds
Seat 9 folds
Seat 1 folds
Seat 2 folds
Seat 3 folds
Seat 4 raises to 18,840, and is all in
Seat 5 folds
Seat 6 folds
PookieGirl2 ???

- (1) Big Blind is 1600 so I have between 5 and 9 BBs. So this is my column
- (2) I am in the Big Blind so there are 0 or 1 players left to act after me before the action is complete, so this is my starting row. At this stage, before any action takes place I can push in with any pair so my Pocket 8's are ready to go.
- (3) A player acting before me raises All-in. This means that I need to move UP 3 rows, so my new requirements become AA-66 (pocket pairs down to Pocket 6's).
- (4) I meet the minimum requirement and push all in

What actually happened –

PookieGirl2 calls 12,965, and is all in
2good2lose07 shows [Ad Ts]
PookieGirl2 shows [8d 8c]

Hold'em Simulation 1,712,304 trials (Exhaustive)

Hand	Pot equity	Wins	Ties
8d8c	55.43%	945,989	6,114
AdTs	44.57%	760,201	6,114

Hand 2

Seat 1: xxxx (4,945)
Seat 2: xxxx (490), is sitting out
Seat 3: xxxx (7,875)
Seat 4: PookieGirl2 (4,660)
Seat 5: xxxx (1,035)
Seat 6: xxxx (2,660)
Seat 8: xxxx (5,760)
Seat 9: xxxx (11,610)
sah_24 posts the big blind of 160
The button is in seat #6
*** HOLE CARDS ***
Dealt to PookieGirl2 [4c 4s]
Seat 9 calls 160
Seat 1 folds
Seat 2 folds
Seat 3 calls 160
PookieGirl2 ??

- (1) Button is seat 6, so I have 4 to act after me.
- (2) Big Blind is 160, so I have 20+ BBs
- (3) 2 limpers.

So I start in Row labeled **"4,5 or 6 Players"** and I'm in the 1st column labeled **"20+ Big Blinds"**. Because I have limpers, I move UP 1 row (ending up in the "7 or more" row).

My minimum required starting hand is Pocket Aces, Kings or Queens, or Ace-King suited.....so I muck the Pocket 4s

Hand 3

Seat 1: xxxx (2,510)
Seat 2: xxxx (4,670)
Seat 3: xxxx_29 (17,645)
Seat 4: xxxx (7,930)
Seat 5: PookieGirl2 (2,050)
Seat 6: xxxx (1,228)
Seat 7: xxxx (12,085)
Seat 8: xxxx (6,252)
Seat 9: xxxx (2,290)
Seat 3 posts the small blind of 120
Seat 4 posts the big blind of 240
The button is in seat #2
*** HOLE CARDS ***
Dealt to PookieGirl2 [6d 6h]
PookieGirl2 ????

- (1) Button is seat 2, so I am UTG with 8 players after me.
- (2) Big Blind is 240, so I have 8.5 BBs
- (3) UTG so no prior action.

So I start in Row labeled **"7 or more Players"** and I'm in the column labeled **"5-9 Big Blinds"**. No prior action because I am UTG. My minimum required starting hand is Pocket Aces down to Pocket 6s, or Ace-King suited down to Ace-Ten suited or Ace-King offsuit down to Ace-Jack offsuit.

As my Pocket 6s are in this range I move All-in

What actually happened –

Everyone folded
PookieGirl2 wins the pot (825)

Special Instructions when playing the Big Blind

Occasionally you will find yourself in a pot where you are not all in on the flop. Typically this will happen when you are in the Big Blind and you collect one or two limpers, or it's folded around to the Small Blind who just completes.

The following sets of table will show what the minimum hand you needed to flop, in order to push all-in post flop. If you don't meet these minimum requirements, you should be check/folding to a bet.

(Step 1) Analyze the texture of the flop. It will either contain a pair, two or more suited or connected cards, or it will be a rainbow and raggedy flop.

(Note: that this is the order to evaluate which table to use: Paired then connected then ragged)

(Step 2) Observe up how many players are to act after you. This is the row you need to look up.

(Step 3) Look at how big the pot already is compared to you remaining stack. This is your column.

The intersecting cell will give you the minimum hand you needed to flop in order to push all in post-flop.

POST FLOP PLAY				
Paired Board	Pot < 1/4 of your Stack	Pot = 1/2 your Stack	Pot = Your Stack	Pot > Your Stack
7 or more players left to act				
	Full House	Any Set	Any Set	Any Over-Pair
4,5 or 6 players left to act				
	Any Set	Any Set	Any Over-Pair	Any Over-Pair
2 or 3 players left to act				
	Any Set	Any Over-Pair	Any Over-Pair	Any Two Pair
1 or 0 players left to act				
	Any Over-Pair	Any Over-Pair	Any Two Pair	Any Two Pair

POST FLOP PLAY

Suited or Connected Board (2 of same suit or consecutive)	Pot < 1/4 of your Stack	Pot = 1/2 your Stack	Pot = Your Stack	Pot > Your Stack
7 or more players left to act	Any Set OR	Any Set OR	Top Pair OR	Top Pair OR
	Any Pair w/ Straight Flush draw	Any Two Pair OR	Any two way draw	Any two way draw
		Any Pair w/ Straight Flush draw	(including OverCards)	(including OverCards)
4,5 or 6 players left to act	Any Set OR	Any Over-Pair OR	Top Pair OR	Top Pair OR
	Any Two Pair OR	Top Pair w/ Straight or Flush Draw	Any two way draw	Any two way draw
	Any Pair w/ Straight Flush draw		(including OverCards)	(including OverCards)
2 or 3 players left to act	Any Over-Pair OR	Top Pair OR	Top Pair OR	Any Pair OR
	Top Pair w/ Straight or Flush Draw	Any two way draw	Any two way draw	Any draw including overcards
		(including OverCards)	(including OverCards)	
1 or 0 players left to act	Top Pair OR	Top Pair OR	Any Pair OR	Any Pair OR
	Any two way draw	Any two way draw	Any draw including overcards	Any draw including overcards
	(including OverCards)	(including OverCards)		

POST FLOP PLAY

Rainbow Ragged Board	Pot < 1/4 of your Stack	Pot = 1/2 your Stack	Pot = Your Stack	Pot > Your Stack
7 or more players left to act			Any Over-Pair OR	Top Pair OR
	Any Set	Any Two Pair	Top Pair with Backdoor	Any two way draw
			Straight or Flush Draw	(including OverCards)
4,5 or 6 players left to act		Any Over-Pair OR	Top Pair OR	Top Pair OR
	Any Two Pair	Top Pair with Backdoor	Any two way draw	Any two way draw
		Straight or Flush Draw	(including OverCards)	(including OverCards)
2 or 3 players left to act	Any Over-Pair OR	Top Pair OR	Top Pair OR	Any Pair OR
	Top Pair with Backdoor	Any two way draw	Any two way draw	Any draw including overcards
	Straight or Flush Draw	(including OverCards)	(including OverCards)	
1 or 0 players left to act	Top Pair OR	Top Pair OR	Any Pair OR	Any Pair OR
	Any two way draw	Any two way draw	Any draw including overcards	Any draw including overcards
	(including OverCards)	(including OverCards)		

Examples

Hand 1

Seat 1: xxxxx (1,485)
Seat 2: xxxxx (1,515)
Seat 3: PookieGirl2 (1,500)
Seat 4: xxxxx (1,500)
Seat 5: xxxxx (1,500)
Seat 6: xxxxx (1,500)
Seat 7: xxxxx (1,500), is sitting out
Seat2 posts the small blind of 15
PookieGirl2 posts the big blind of 30
The button is in seat #1
*** HOLE CARDS ***
Dealt to PookieGirl2 [8c Js]
Seat 4 calls 30
xxxxx folds
xxxxx folds
xxxxx folds
xxxxx folds
Seat 2 (SB) folds
PookieGirl2 checks
*** FLOP *** [Ad 4h 4d]

(Step 1) The flop came paired, so we use the Paired board table.
(Step 2) 1 player to act after me, so I am in the 1 or 0 players row
(Step 3) The Pot currently has 75 in it which is less than $\frac{1}{4}$ of my stack, so I am in the first column
The table tells me I need an Over-Pair to push all-in with. Given I don't have an Over-Pair I am check folding in this spot.

What actually happened –

PookieGirl2 checks
Seat 4 bets 30
PookieGirl2 folds

Hand 2

Seat 1: xxxxx (2,020)
Seat 2: xxxxx (1,795)
Seat 3: PookieGirl2 (1,265)
Seat 5: xxxxx (2,090)
Seat 6: xxxxx (1,280)
Seat 7: xxxxx (1,495)
Seat 9: xxxxx (3,730)
xxxxx posts the small blind of 250
PookieGirl2 posts the big blind of 500
The button is in seat #1
*** HOLE CARDS ***
Dealt to PookieGirl2 [7c Th]
xxxxx folds
xxxxx folds
xxxxx folds
xxxxx folds
xxxxx folds
Seat 2 (SB) calls 250
PookieGirl2 checks
*** FLOP *** [Tc 2s Jd]

(Step 1) the flop came connected (2 consecutive cards) so this is our table to look up
(Step 2) 1 person to act after me, so my starting row is 1 or 0
(Step 3) the pot has 1000 in it, so it's about equal to my stack, so my column is pot = stack.

To push all in I need any pair or any draw (including Over-cards), I have a pair of Tens so I push all In

What actually happened –

Seat 2 (SB) checks
PookieGirl2 bets 1065, and is all in
Seat 2 (SB) folds

(Bonus points for those who see that I actually made a mistake in not pushing All-in pre-flop with any two cards. If you check the Pre-Flop table, I have <5 Big Blinds with 0 or 1 person left to act. The minimum hand requirement in this spot is any 2 cards.)

Bubble, ITM and Final Table – Special Instructions

Bubble

Once you make it near the Bubble, whether in a multi-table tournament or a Single table SnG. The size of your stack compared to the blinds is less relevant than the size of your stack compared to your opponents stacks.

What becomes important is how much Tournament Equity you are willing to risk compared to how much tournament equity you will gain if you win. On the bubble you are risking your entire tournament equity, generally for only a modest gain. Here we are still willing to push, but need to be slightly tighter in our hand selection when doing so, while also adjusting to a smaller range of calling hands as well.

Because of this, there are a new set of tables to follow when we get to the Bubble and In the Money.

(Step 1) How big is my stack in Big Blinds? This is my Starting column

(Step 2) How big is the biggest stack that is still left to act? This is my starting Row.

(Step 3) if someone raises before your turn to act, adjust your hand requirements UP based on whether they raise you (move up 1 cell) or put you all in (move up 2 cells).

Example Hand

```
Seat 1: xxxxx(8,880)
Seat 3: xxxxx (88,665)
Seat 4: xxxxx (19,564)
Seat 5: xxxxx (9,198)
Seat 6: PookieGir12 (39,810)
Seat 7: xxxxx (16,808)
Seat 8: xxxxx (50,706), is sitting out
Seat 9: xxxxx (53,312)
Everybody antes 125
Seat 1 posts the small blind of 500
Seat 3 posts the big blind of 1,000
The button is in seat #9
*** HOLE CARDS ***
Dealt to PookieGir12 [Ah Kd]
Seat 4 calls 1,000
Seat 1 folds
```

(Step 1) I have more than 20 big blinds, so I start in column 20+ Big Blinds

(Step 2) The Big Blind who is yet to act has more than 20 Big Blinds, so I start in the row 20+ Big Blinds

(Step 3) There is a Limper BUT NOT a raise, so we don't need to adjust up.

My required pushing range is Pocket Aces, Pocket Kings, Pocket Queens, Pocket Jacks or Ace-King suited.

We have Ace-King off-suit. This is NOT in our range so we have to fold.

This may seem like a very tight play, and it is. But consider what hands are likely to call you, given the sizes of the stacks of the players yet to play. You are in good shape to get ITM. Don't flip a coin with AK offsuit in this spot.

FINAL TABLE & SnG PLAY

BUBBLE	20 + Big Blinds	10 to 20 Big Blinds	5 to 9 Big Blinds	< 5 Big Blinds
ALWAYS PUSH	AA-KK	AA-KK	AA-QQ	AA-TT AKs AK
20 + Big Blinds	AA-JJ AKs	AA-QQ	AA-JJ AKs	AA-TT AKs-AQs AK-AQ
10 to 20 Big Blinds	AA-99 AKs-AJs AK-AJ	AA-JJ AKs	AA-TT AKs-AQs AK-AQ	AA-99 AKs-AQs AK-AQ
5 to 9 Big Blinds	AA-77 AKs-A8s, KQs AK-AT	AA-77 AKs-A8s, KQs AK-AT	AA-88 AKs-ATs AK-AT	AA-66 AKs-A6s, KQs-KTs AK-A8, KQ-KJ
< 5 Big Blinds	AA-55 AKs-A7s, KQs-KTs AK-A7, KQ-KJ	AA-55 AKs-A7s, KQs-KTs AK-A7, KQ-KJ	AA-66 AKs-A6s, KQs-KTs AK-A8, KQ-KJ	AA-55 AKs-A7s, KQs-KTs AK-A7, KQ-KJ
ACTION TO YOU RAISE + 1 ALL IN + 2				

In The Money (ITM)

Once we are in the money, the position on the Bubble almost reverses completely. Now the Tournament equity we give up is almost always less than the tournament equity we will gain by moving up a few spots.

We are more willing to risk our stack as we shoot for the top of the payout structure. Because it is now correct to push more often, it is also correct to call with a wider range of hands.

Now we use the following table

(Step 1) How big is my stack in Big Blinds? This is my Starting column

(Step 2) How big is the biggest stack that is still left to act? This is my starting Row.

(Step 3) If someone raises before your turn to act, move directly to the top row (in Yellow "Call any Raise").

Example Hand

```
Seat 1: xxxxx (6,583)
Seat 3: xxxxx 91 (57,557)
Seat 4: xxxxx (13,713)
Seat 5: xxxxx (6,883)
Seat 7: PookieGirl2 (6,122)
Seat 8: xxxxx (22,905)
Seat 4 posts the small blind of 400
Seat 5 posts the big blind of 800
The button is in seat #3
*** HOLE CARDS ***
Dealt to PookieGirl2 [8h As]
```

(Step 1) I have between 5 and 9 Big Blinds, so my starting column is the 5 to 9 Blinds column

(Step 2) I am UTG so everyone is yet to act after me. The biggest stack yet to act has more than 20 Big Blinds. My starting Row is the 20 + Big Blinds row.

(Step 3) no action before me, so there isn't any raise to consider calling.

My range of pushing hands is any pair (AA-22), any suited Ace or King. Suited Queens down to Queen-Six and Jack-Ten suited. Any unsuited Ace, any King down to King-Six unsuited and Queen-Jack or Queen-Ten unsuited.

My hand of Ace-Eight offsuit is within this Range so I push all in.

FINAL TABLE & SnG PLAY

IN THE MONEY	20 + Big Blinds	10 to 20 Big Blinds	5 to 9 Big Blinds	< 5 Big Blinds
CALL ANY RAISE	AA--TT AKs AK	AA--88 AKs--ATs AK--AT	AA--44 As, KQs--K9s, QJs AK--A4, KQ--KT	AA--22 As,Ks,Qs, JTs--J4s, T9s--T6s, 64s+ A, KQ--K5, QJ--Q9, JT--J8, T9,T8,98
20 + Big Blinds	AA--99 AKs--AQs AK--AQ	AA--66 AK--A8s, KQs--KJs AK--A9, KQ	AA--22 As, Ks, QJs--Q8s, JTs A, KQ--K6, QJ--QT	AA--22 As,Ks,Qs, JTs--J4s, T9s--T6s, 64s+ A, KQ--K5, QJ--Q9, JT--J8, T9,T8,98
10 to 20 Big Blinds	AA--99 AKs--AQs AK--AQ	AA--66 AK--A8s, KQs--KJs AK--A9, KQ	AA--22 As, Ks, QJs--Q8s, JTs A, KQ--K6, QJ--QT	Any Pair Any 2 Suited Cards Any 2 cards 43 or better
5 to 9 Big Blinds	AA--TT AKs AK	AA--TT AKs AK	AA--22 As, KQs--K6s, QJs--QTs A, KQ--K8, QJ	Any Pair, As, Ks, Qs, Any Two Cards 54s+, A, K, Q, Any Two Cards 78+
< 5 Big Blinds	AA--JJ 	AA--88 AKs--ATs AK--AT	AA--55 AKs--A4s, KQs--KTs AK--A8, KQ--KJ	AA--22 As, Ks, QJs--Q8s, JTs--J9s, T9s A, KQ--K5, QJ--Q9, JT
ACTION TO YOU No longer matters. Only call a raise top row				

Heads Up

If you are lucky enough to have made it to the last 2 places you are now playing an all or nothing game. The difference between 1st place and 2nd place is generally about 60% of the 2nd place prize money, so it is definitely worth fighting for.

The interesting thing about trying to formulate a strategy in this situation is that the tournament equity you are risking is always equal to the tournament equity you would gain if you win the hand. Therefore the only factor that plays is the size of the Blinds that you can steal or re-steal. For any hand the Blinds are a bigger proportion of the Smaller Stack and therefore he has a wider pushing and calling range.

(Step 1) Are you the Big or Small stack? This will be your column

(Step 2) Are you pushing or calling? This will give you your row.

If your hand is not in the defined range you are folding. If you check and see a flop, refer to the Post Flop tables discussed earlier.

FINAL TABLE & SnG PLAY		
HEADS UP	Big Stack	Small Stack
HEADS UP CALL	AA--BB	AA--22
	AKs--AJs	As, Ks, QJs--Q8s, JTs
	AK--AJ	A, KQ--K6, QJ--QT
HEADS UP PUSH	AA--44	AA--22
	As, KQs--K9s, QJs	As, Ks, QJs--Q8s, JTs
	AK--A4, KQ--KT	A, KQ--K6, QJ--QT

Example Hand

Final hand of a multi table tournament

Seat 3: xxxxx (8,225)

Seat 7: PookieGirl2 (23,275)

xxxxx antes 100

PookieGirl2 antes 100

PookieGirl2 posts the small blind of 400

xxxxx posts the big blind of 800

The button is in seat #7

*** HOLE CARDS ***

Dealt to PookieGirl2 [Jd Qd]

(Step 1) I am the Big Stack, so I start in that column

(Step 2) I am first to act so I will be pushing rather than calling.

My Range would be any Pair down to Pocket 4s. All suited Aces, suited Kings down to King-Nine suited and Queen-Jack suited. Along with most unsuited Aces and unsuited Kings down to King-Ten.

My hand is in the range so I push all in

(My opponent called with [Th Td] and the board runs out Board: [2h 5c 4c 2s Jh])

Saving Your Hand Histories

(As stolen from <http://www.felttable.com/how-to-get-your-hand-history-from-different-online-poker-sites.html>)

To get your hand histories from PokerStars you need to turn on the Instant Hand History feature from the PokerStars lobby. This will save your hand histories in a text file on your computer.

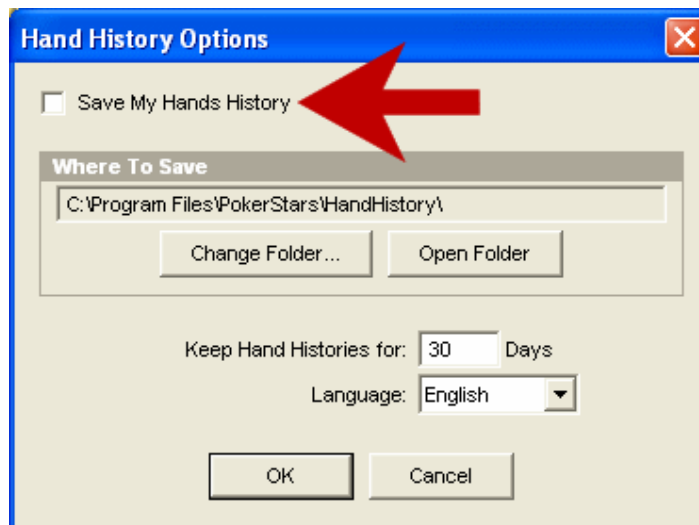
To turn on the PokerStars' Instant Hand History feature, complete the following steps:.

1. Login your PokerStars account. The **PokerStars Lobby** window appears.



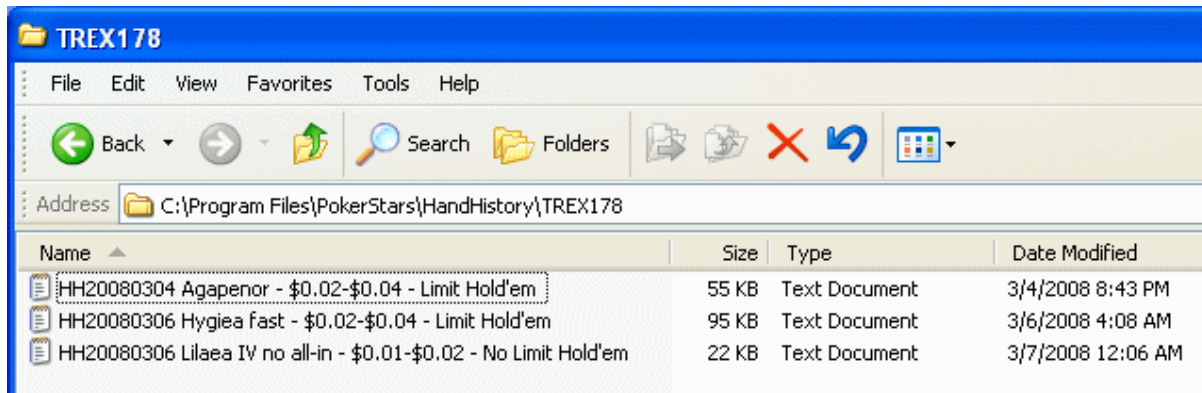
PokerStars Lobby - Select Instant Hand History Options

2. Select **Options > Instant Hand History Options**. The **Hand History Options** dialog box appears.



PokerStars - Hand History Options Dialog Box

3. Click the **Save My Hands History** check box.
4. Click the **OK** button. Your hand history will now automatically save as a text file on your computer. They are stored in **C:\Program Files\PokerStars\HandHistory**.



How your PokerStars Hand History Text Files will look